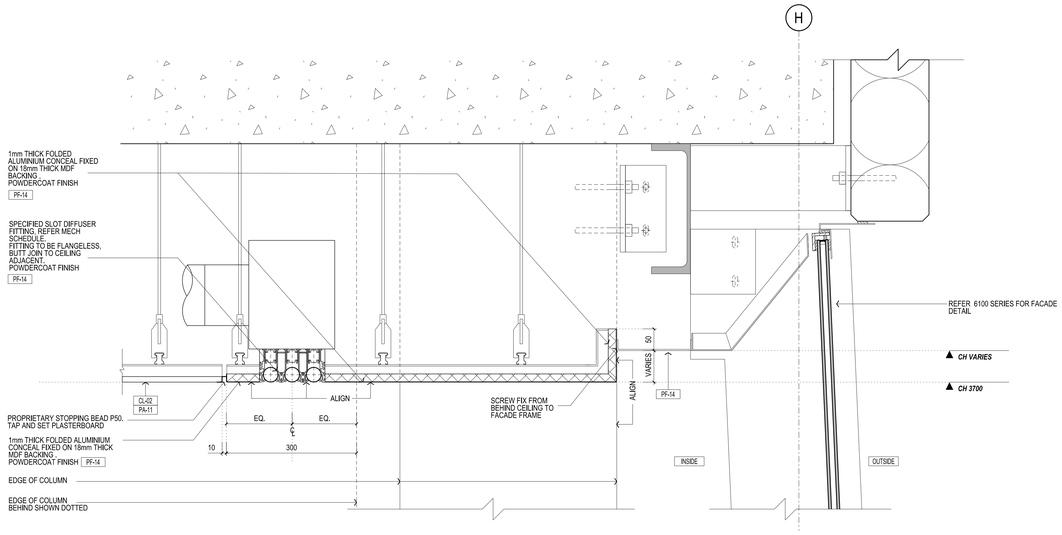

01 COLLABORATIVE SPACE PELMET DETAIL SECTION
SCALE 1:5

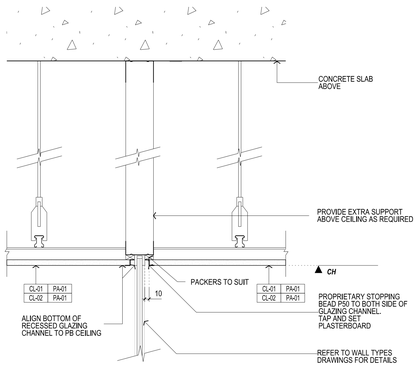

03 PLASTERBOARD CEILING TO RECESSED GLAZING CHANNEL SECTION DETAIL
SCALE 1:5

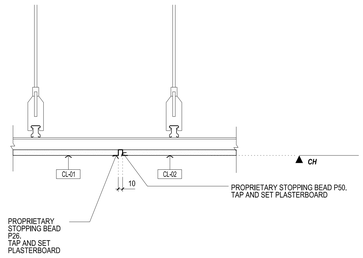

04 PLASTERBOARD CL-01 TO PLASTERBOARD CL-02 -TYPICAL SECTION DETAIL
SCALE 1:5

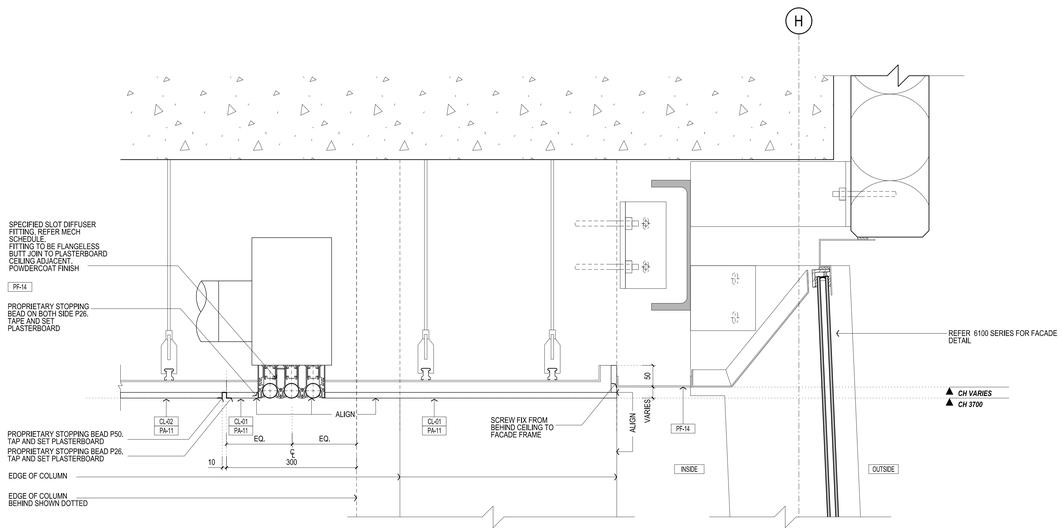

02 COLLABORATIVE SPACE PELMET DETAIL SECTION
SCALE 1:5

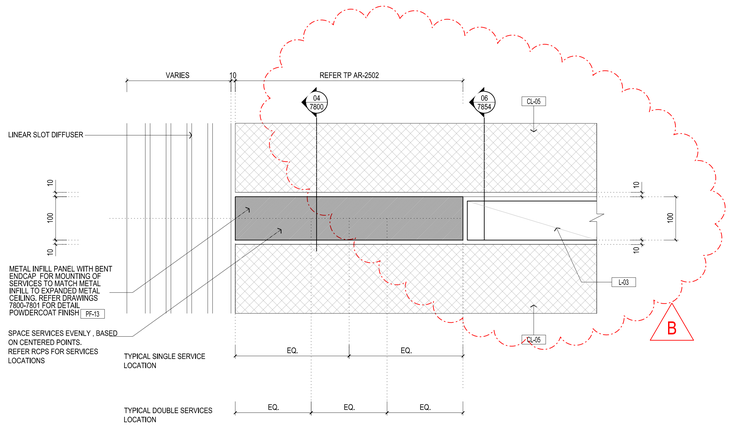

05 SMALL & LARGE EXHIBITION METAL PAN CEILING - TYPICAL SET OUT PLAN
SCALE 1:5

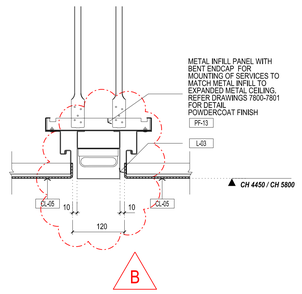

06 SMALL & LARGE EXHIBITION METAL PAN CEILING - TYPICAL LIGHTING SET OUT SECTION
SCALE 1:5

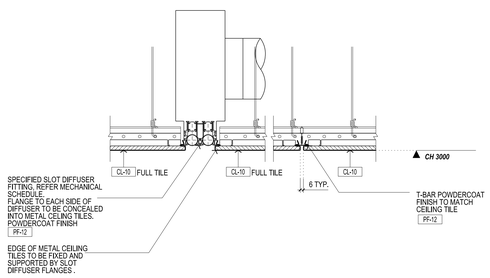

07 METAL PAN CEILING - SERVICES DETAIL SECTION
SCALE 1:5

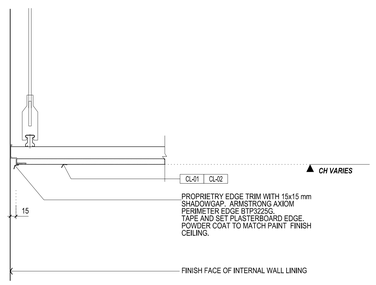

08 PLASTERBOARD CEILING TO WALL JUNCTION-TYPICAL SECTION
SCALE 1:5

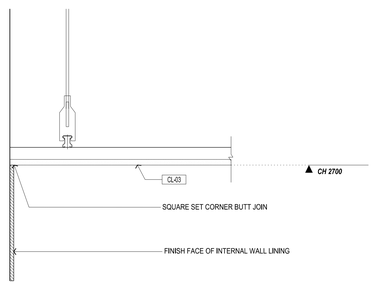

09 PLASTERBOARD CEILING TO WALL JUNCTION -TOILETS SECTION
SCALE 1:5

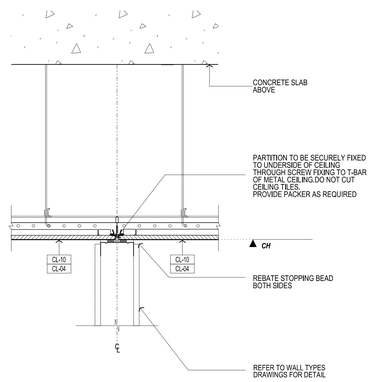

10 SOLID PARTITION TO METAL PAN CEILING TILE-TYPICAL SECTION DETAIL
SCALE 1:5

THIS DRAWING IS AN UNCONTROLLED COPY UNLESS STAMPED OTHERWISE

CONTRACTORS SHALL VERIFY JOB DIMENSIONS BEFORE ANY JOB COMMENCES. ALL SHOP DRAWINGS SHALL BE SUBMITTED TO THE SUPERINTENDENT AND MANUFACTURE SHALL NOT COMMENCE PRIOR TO THE RETURN OF UNAMENDED SHOP DRAWINGS SIGNED BY THE CONSULTANT. FIGURED DIMENSIONS SHALL TAKE PRECEDENCE OVER SCALED. THIS DRAWING SHOULD BE READ IN CONJUNCTION WITH ALL RELEVANT CONTRACT, SPECIFICATIONS AND DRAWINGS COPYRIGHT OF THIS DRAWING IS VESTED IN WARDLE

General Notes

CL-XX	CEILING SYSTEM. REFER TO MATERIALS SCHEDULE
CH	CEILING HEIGHT
PF-XX	POWDERCOAT FINISH. REFER TO MATERIALS SCHEDULE
PA-XX	PAINT FINISH. REFER TO MATERIALS SCHEDULE

NOTES

1. REFER TO 2000 SERIES DWGS FOR CEILING PLANS FINISHES & SETOUT
2. REFER TO SERVICES CONSULTANTS DOCUMENTATION FOR SPECIFICATION OF FIXTURES & FITTINGS BELOW
3. ENSURE ALL EMERGENCY LIGHT, SMOKE DETECTOR, LIGHT FITTING WIRES ARE RETICULATED TO SLAB. ALL WIRING TO BE SPRAYED OR PRECOLOURED TO MATCH ADJACENT CEILING. REFER TO MATERIALS SCHEDULE FOR DETAILS.
4. ALL SERVICES TO BE POWDERCOATED OR PAINTED ON SITE TO MATCH CEILING COLOUR. REFER TO MATERIALS SCHEDULE FOR EXACT SPECIFICATION.
5. TO BE READ IN CONJUNCTION WITH AR2000 CEILING PLANS AND WITH AR6100 FACADE DETAILS AND AR7500 WALL TYPES DRAWINGS

Rev	Issue	Revision Description	Amd	Date
B	SG	UPDATES AS CLOUDED	-	24.01.14
A	SG	FOR CONSTRUCTION	-	25.11.13
01	SG	90% CD ISSUE	-	10.08.12

Brookfield MULTIPLEX

NADAAA
NADAAA
1920 Washington Street No.2
Boston
Massachusetts
02118 USA
Telephone
+1 617 442 8232
Facsimile
+1 888 442 1417
Email
nada@nadaaa.com

John Wardle Architects
25 Rokeby Street, Collingwood, Victoria 3066 Australia
Tel : +61 3 8662 0400 www.johnwardlearchitects.com
© 2014 John Wardle Architects ABN 83 006 814 268

Client
University of Melbourne
Parkville Campus

Project
Faculty of Architecture Building and Planning

Title
CEILING JUNCTION DETAILS

Project No. 0913			Scale 1:5 @ A0 1:10 @ A2
Drawing No. AR 7854			Revision B
Date Dec 2011	Drwn DH	Co-Ord JWI	Chck SG

FILENAME - $FILE$

FOR CONSTRUCTION